



Ms. S. Plencree's

PARTS of an ESSAY



P1
INTRO




Tell them what you're going to tell them.

1. BROAD STATEMENT that gives reader idea of your topic.

2. THESIS STATEMENT makes an argument or presents an idea to prove

P2
CONCESSION & EVIDENCE




Tell them.

3. CONCESSION. Acknowledge that you've thought about your opponents. (i.e. Although)

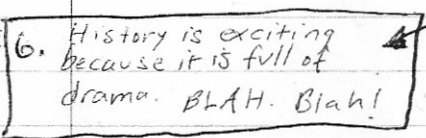
4. EVIDENCE #1. You need to present your strongest evidence first. Then use rest of paragraph to explain its relation to thesis.

P2
EVIDENCE



5. EVIDENCE #2. Present & Explain

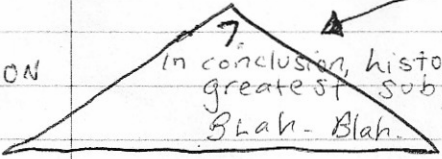
P3
EVIDENCE



6. EVIDENCE #3. Present & Explain

7. Restate Thesis & then ease out.

P4
CONCLUSION



Tell them what you told them.

STEPS TO ESSAY WRITING

1. Identify what the ? is asking EXACTLY!
2. Write an argument you can prove. (Thesis.)
3. List evidence 4 and against your thesis.
4. Fill in the Skeleton.
5. Explain your evidence & write a draft.
6. Revise draft in a second sitting.

Pencil to paper.

Ideas flow free from my mind.

Captivating words.

Haiku by Ms. Williams

